

2023

**Statistical Yearbook
of the České dráhy Group**

CONTENTS

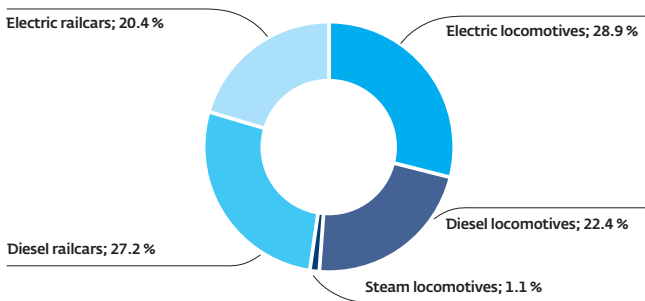
■ Rolling stock	2
■ Staff	4
■ Passenger traffic	5
■ Freight traffic	6
■ Transport performances	9
■ Accounts	12
■ Map of the trains operated by České dráhy in the timetable 2022/2023	14
■ Identification and contact Information	16

Rolling stock

Tractive stock

(Fleet strength at the end of the year)	Quantity		
	2023	2022	2021
Tractive vehicles in total	2,630	2,443	2,527
Electric locomotives	761	742	763
Of which: for DC	293	296	341
for AC	165	165	170
for more systems	303	281	252
Diesel locomotives	590	589	649
Of which: for narrow gauge	2	2	2
Steam locomotives	28	29	29
Diesel tractive railcars	389	405	438
Diesel trainsets	290	279	280
Of which: tractive railcars	325	305	306
Electric trainsets	244	199	183
Of which: electric tractive railcars	537	373	342
Of which: trainsets of 680 series (Pendolino)	7	7	7

Fleet structure at the end of the year 2023



Freight transport stock

	Quantity		
(Fleet strength at the end of the year)	2023	2022	2021
Freight transport stock in total	20,897	21,008	21,023
<i>Of which:</i>			
Covered wagons	1,863	1,863	1,894
High-sided wagons	12,640	12,841	12,848
Flat wagons	5,049	5,071	5,106
Other wagons	1,345	1,233	1,175
Total loading capacity (thousand tonnes)	1,207	1,212	1,211

Note:

The data on the number of freight wagons has been modified and supplemented with wagons that were not originally included in the data.

Passenger transport stock

	Quantity		
(Fleet strength at the end of the year)	2023	2022	2021
Passenger transport stock in total	2,517	2,586	2,683
<i>Of which:</i>			
Coaches	1,630	1,678	1,689
Coaches to diesel railcars	314	326	363
Trailers of diesel trainsets	241	243	262
Trailers of electric trainsets	256	259	274
Couchette and sleeping cars	31	33	45
Dining cars	19	19	19
Luggage vans and other cars	26	28	31
Seats and sleeping accommodation in total *)	252,059	242,547	247,679

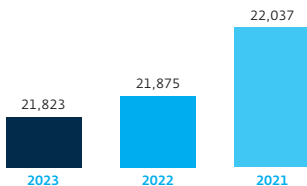
*) incl. seats in tractive railcars

STAFF

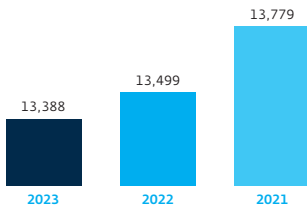
Average FTE	Number		
	2023	2022	2021
ČD Group in total	21,823	21,875	22,037
<i>Of which: České dráhy, a. s.</i>	13,380	13,525	13,999
<i> ČD Cargo Group</i>	6,595	6,518	6,488

Number of employees at the end of the year	Number		
	2023	2022	2021
ČD Group in total	21,897	21,889	21,804
<i>Of which: České dráhy, a. s.</i>	13,388	13,499	13,779
<i> ČD Cargo Group</i>	6,636	6,556	6,487

ČD Group Average FTE



Number of employees at the end of the year - České dráhy, a. s.



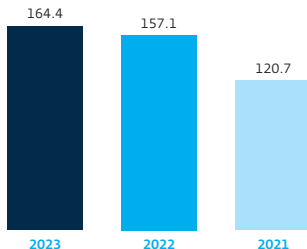
PASSENGER TRAFFIC

Number of passengers	Mil. persons		
	2023	2022	2021
Domestic traffic	157.852	150.685	118.443
International traffic	6.514	6.369	2.246
Total	164.366	157.054	120.689

Traffic performance	Mil. person-kilometres		
	2023	2022	2021
Domestic traffic	6,798.8	6,494.5	4,990.6
International traffic	1,269.5	1,215.9	416.8
Total	8,068.3	7,710.4	5,407.4

Average traffic distance	Km		
	2023	2022	2021
Domestic traffic	43.07	43.10	42.13
International traffic	194.87	190.91	185.56
Total	49.09	49.09	44.80

Number of passengers (mil. persons)



FREIGHT TRAFFIC

Freight traffic in total

	2023	2022	2021
Traffic volume (mil. tonnes)	48.708	52.713	51.910
incl. own weight of empty private-owners' wagons	59.392	64.197	62.937
Traffic performance (mil. tariff tonne-kilometres)	9,242.0	10,236.0	9,349.9
incl. own weight of empty private-owners' wagons	10,909.2	11,984.8	11,037.4
Average traffic distance (km)	189.7	194.2	180.1
incl. own weight of empty private-owners' wagons	183.7	186.7	175.4

Domestic freight traffic

(Inside of the Czech republic territory only)

	2023	2022	2021
Traffic volume (mil. tonnes)	19.454	22.884	20.650
incl. own weight of empty private-owners' wagons	22.154	25.763	23.058
Traffic performance (mil. tariff tonne-kilometres)	3,670.5	4,438.1	3,945.1
incl. own weight of empty private-owners' wagons	4,168.0	4,972.4	4,418.5
Average traffic distance (km)	188.7	193.9	191.0
incl. own weight of empty private-owners' wagons	188.1	193.0	191.6

International freight traffic in total

	2023	2022	2021
Traffic volume (mil. tonnes)	29.254	29.829	31.260
incl. own weight of empty private-owners' wagons	37.238	38.434	39.879
Traffic performance (mil. tariff tonne-kilometres)	5,571.5	5,797.9	5,404.8
incl. own weight of empty private-owners' wagons	6,741.2	7,012.4	6,618.9
Average traffic distance (km)	190.5	194.4	172.9
incl. own weight of empty private-owners' wagons	181.0	182.5	166.0

International freight traffic

Import	2023	2022	2021
Traffic volume (mil. tonnes)	10.902	11.921	12.184
incl. own weight of empty private-owners' wagons	14.011	15.310	15.880
Traffic performance (mil. tariff tonne-kilometres)	1,302.6	1,502.6	1,305.7
incl. own weight of empty private-owners' wagons	1,721.3	1,945.4	1,799.9
Average traffic distance (km)	119.5	126.0	107.2
incl. own weight of empty private-owners' wagons	122.9	127.1	113.3

Export	2023	2022	2021
Traffic volume (mil. tonnes)	13.550	14.196	15.596
incl. own weight of empty private-owners' wagons	17.412	18.186	19.381
Traffic performance (mil. tariff tonne-kilometres)	2,316.6	2,654.6	2,699.3
incl. own weight of empty private-owners' wagons	2,806.4	3,182.1	3,168.2
Average traffic distance (km)	171.0	187.0	173.1
incl. own weight of empty private-owners' wagons	161.2	175.0	163.5

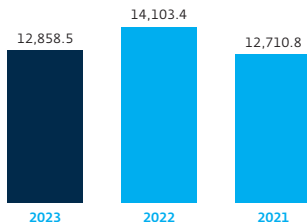
Transit	2023	2022	2021
Traffic volume (mil. tonnes)	3.447	2.929	2.627
incl. own weight of empty private-owners' wagons	4.382	4.035	3.688
Traffic performance (mil. tariff tonne-kilometres)	1,574.1	1,488.4	1,208.5
incl. own weight of empty private-owners' wagons	1,835.3	1,726.3	1,459.5
Average traffic distance (km)	456.6	508.2	460.0
incl. own weight of empty private-owners' wagons	418.9	427.8	395.8

Outside of the Czech republic territory	2023	2022	2021
Traffic volume (mil. tonnes)	1.355	0.783	0.853
incl. own weight of empty private-owners' wagons	1.433	0.903	0.930
Traffic performance (mil. tariff tonne-kilometres)	378.2	152.3	191.3
incl. own weight of empty private-owners' wagons	378.2	158.6	191.3
Average traffic distance (km)	279.1	194.6	224.1
incl. own weight of empty private-owners' wagons	264.0	175.7	205.7

Freight traffic in total by group of commodities

	Thousand tonnes		
	2023	2022	2021
Iron and machinery products	6,322.0	6,594.1	7,261.2
Construction products	6,205.7	7,473.9	8,098.6
Lignite	3,527.5	4,466.8	2,996.4
Coal and coke	6,893.1	6,229.3	6,843.7
Other construction materials and ceramic	1,643.8	2,242.4	2,401.4
Chemical products and liquid fuel	4,651.2	4,118.2	4,024.0
Timber and paper products	2,735.5	4,252.0	4,214.1
Food and agricultural products	1,907.8	1,545.3	1,662.6
Other products	677.7	518.5	486.8
Intermodal transport units	12,858.5	14,103.4	12,710.8
Automotive	1,285.6	1,168.7	1,210.6
Total	48,708.4	52,712.6	51,910.2
Own weight of empty private-owners' wagons	10,683.4	11,484.5	11,026.9
Grand total	59,391.8	64,197.1	62,937.1

Intermodal transport units (thousand tonnes)



TRANSPORT PERFORMANCES

Gross hauled tonne-kilometres of trains in total

	Mld. gross TKM		
	2023	2022	2021
Electric traction	36.678	37.511	33.790
Diesel traction	6.151	6.974	6.923
Total	42.831	44.488	40.714

Gross hauled tonne-kilometres of trains in freight transport

	Mld. gross TKM		
	2023	2022	2021
Electric traction	20.558	21.860	19.607
Diesel traction	2.476	3.208	3.227
Total	23.034	25.068	22.834

Gross hauled tonne-kilometres of trains in passenger transport

	Mld. gross TKM		
	2023	2022	2021
Electric traction	16.120	15.651	14.183
Diesel traction	3.675	3.766	3.696
Total	19.797	19.420	17.880

Note:

Transport performances of steam traction are included in total figures.

In 2022 and 2023 performances for branches in Germany are not included for trains in freight transport (relevant data are not available).

Train movements of trains in total

	Million train-kilometres		
	2023	2022	2021
Electric traction	87.043	84.753	79.839
Diesel traction	52.823	55.075	56.073
Total	139.875	139.841	135.919

Train movements in freight transport

	Million train-kilometres		
	2023	2022	2021
Electric traction	20.232	20.624	19.095
Diesel traction	2.856	3.261	3.356
Total	23.088	23.885	22.451

Train movements in passenger transport

	Million train-kilometres		
	2023	2022	2021
Electric traction	66.811	64.129	60.744
Diesel traction	49.967	51.814	52.717
Total	116.787	115.956	113.468

Note:

Transport performances of steam traction are included in total figures.

Train movements in public passenger transport in categories

	Mil. train-kilometres			Index	
	2023	2022	2021	23/22	23/21
SC, railjet, EC, IC, EN, Ex, nightjet	16.357	16.720	13.785	0.98	1.19
Fast trains	19.582	19.200	19.364	1.02	1.01
Semi-fast trains	9.018	9.038	8.421	1.00	1.07
Regional trains	69.031	68.144	69.371	1.01	1.00
Total	113.988	113.102	110.941	1.01	1.03

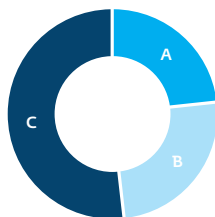
Seat place-kilometres of public passenger trains in categories

	Mld. seat place-kilometres			Index	
	2023	2022	2021	23/22	23/21
SC, railjet, EC, IC, EN, Ex, nightjet	6.2	6.3	4.9	0.98	1.27
Fast trains	6.7	6.5	6.3	1.03	1.06
Semi-fast trains	1.6	1.6	1.5	1.00	1.07
Regional trains	12.2	11.8	12.0	1.03	1.02
Total	26.7	26.2	24.7	1.02	1.08

Seat place-kilometres in train categories in 2023

(Mld. seat place-kilometres)

A SC, railjet, EC, IC, EN, Ex, nightjet	6.2	23.2%
B Fast trains	6.7	25.0%
C Semi-fast, Regional trains	13.8	51.8%
Total	26.7	100.0%



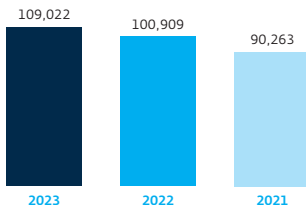
ACCOUNTS

Consolidated Statement of Financial Position (IFRS)

	CZK million			Index
as of 31 December	2023	2022	2021	23/22
TOTAL ASSETS	126,983	120,408	103,524	1.05
Total non-current assets	109,022	100,909	90,263	1.08
<i>Of which: Property, plant and equipment</i>	<i>97,726</i>	<i>91,236</i>	<i>81,029</i>	<i>1.07</i>
<i>Investment property</i>	<i>941</i>	<i>938</i>	<i>475</i>	<i>1.00</i>
Total current assets	17,961	19,499	13,261	0.92
<i>Of which: Inventories</i>	<i>3,078</i>	<i>2,824</i>	<i>2,231</i>	<i>1.09</i>
<i>Trade receivables</i>	<i>3,853</i>	<i>4,243</i>	<i>4,004</i>	<i>0.91</i>

TOTAL LIABILITIES AND EQUITY	126,983	120,408	103,524	1.05
Total equity	37,634	35,123	36,541	1.07
<i>Of which: Share capital</i>	<i>20,000</i>	<i>20,000</i>	<i>20,000</i>	<i>1.00</i>
<i>Other capital reserves</i>	<i>17,240</i>	<i>17,885</i>	<i>19,143</i>	<i>0.96</i>
Total non-current liabilities	69,279	56,911	47,183	1.22
<i>Of which: Loans, borrowings and lease liabilities</i>	<i>65,849</i>	<i>53,344</i>	<i>44,635</i>	<i>1.23</i>
<i>Other financial liabilities</i>	<i>1,186</i>	<i>1,116</i>	<i>213</i>	<i>1.06</i>
Total current liabilities	20,070	28,374	19,800	0.71
<i>Of which: Trade payables</i>	<i>6,406</i>	<i>6,765</i>	<i>9,498</i>	<i>0.95</i>
<i>Loans, borrowings and lease liabilities</i>	<i>6,911</i>	<i>15,061</i>	<i>3,664</i>	<i>0.46</i>

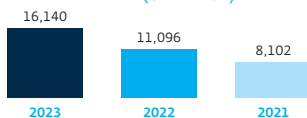
Total non-current assets (CZK million)

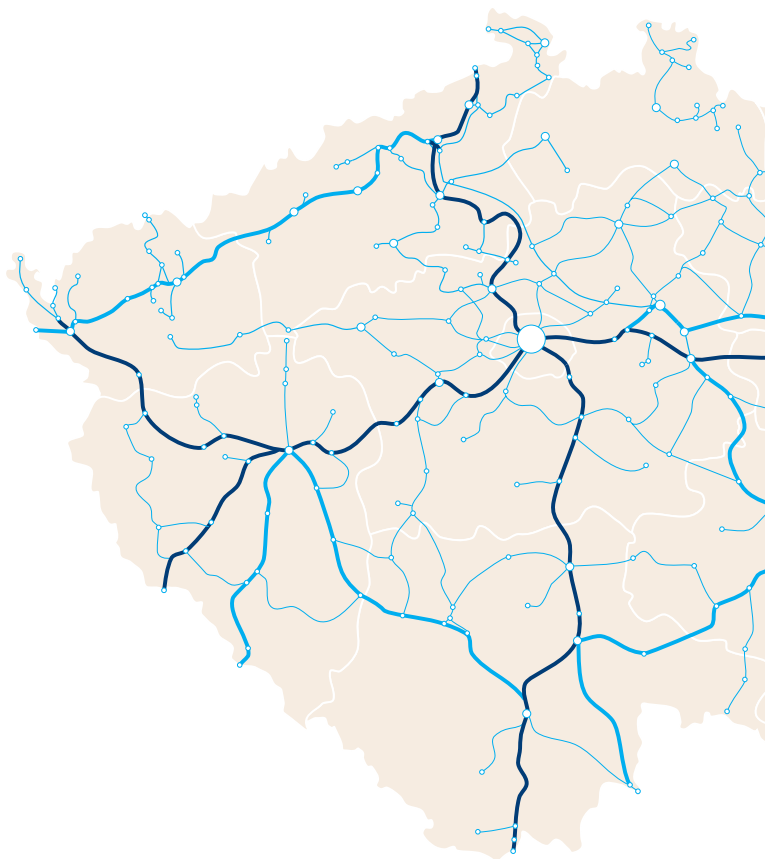


Consolidated Statement of Profit and Loss (IFRS)

	CZK million			Index
Year ended 31 December	2023	2022	2021	23/22
CONTINUING OPERATIONS				
Revenues	49,148	44,222	38,534	1.11
Other operating income	3,833	2,027	1,795	1.89
Cost of services, raw materials and energy	(18,591)	(17,949)	(15,474)	1.04
Staff costs	(17,203)	(16,156)	(14,933)	1.06
Depreciation, amortisation and impairment	(9,605)	(9,194)	(9,487)	1.04
Other operating expenses	(1,051)	(996)	(1,847)	1.06
Impairment losses and gains on financial assets	4	(52)	27	n/a
Profit/(Loss) from operating activities	6,535	1,902	(1,385)	3.44
Finance costs	(3,326)	(2,192)	(1,349)	1.52
Finance income	606	670	705	0.90
Share of the profit of associates and joint ventures	11	16	17	0.69
Profit/(Loss) before tax	3,826	396	(2,012)	9.66
Income tax	(630)	(535)	208	1.18
Profit/(Loss) for the period from continuing operations	3,196	(139)	(1,804)	n/a
DISCONTINUED OPERATIONS				
Profit/(Loss) from discontinued operations	0	0	202	n/a
Profit/(Loss) for the period	3,196	(139)	(1,602)	n/a

EBITDA (CZK million)





Map of the trains operated by České dráhy in the timetable 2022/2023

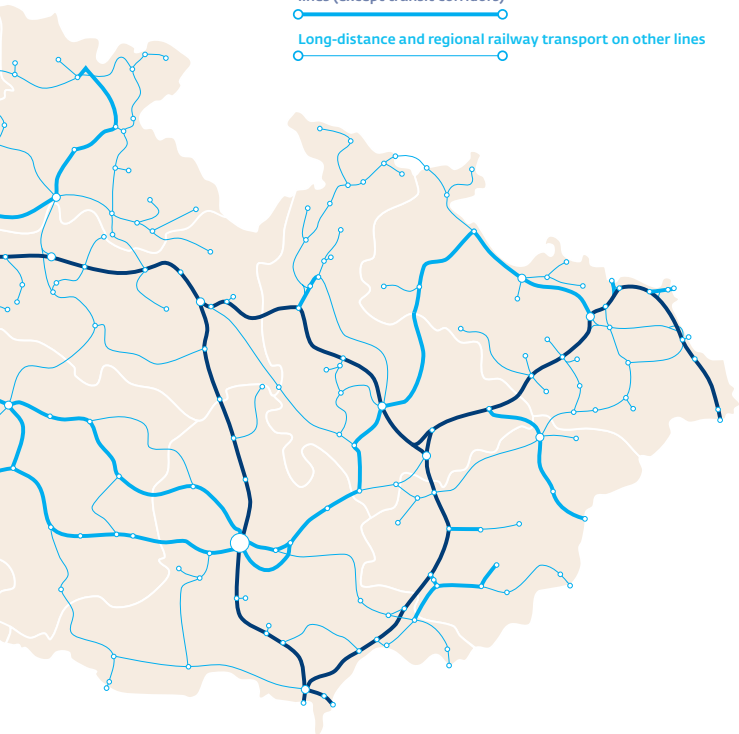
Long-distance and regional connections on transit corridors



Long-distance and regional connections on other main
lines (except transit corridors)



Long-distance and regional railway transport on other lines



IDENTIFICATION AND CONTACT INFORMATION

Name of the company:	České dráhy, a. s.
Registered office:	Nábřeží L. Svobody 1222, 110 15 Prague 1
Corporate ID:	70994226
Tax ID:	CZ70994226
Registration court:	Prague
File no:	Section B, file 8039
Telephone:	+420 972 111 111
Fax:	+420 972 232 498
E-mail:	info@cd.cz
	info@cdcargo.cz
HTTP:	www.ceskedrahy.cz
	www.cd.cz
	www.cdcargo.cz

