

847 - 001
847 001-5



2022

Statistical Yearbook
of the České dráhy Group

CONTENTS

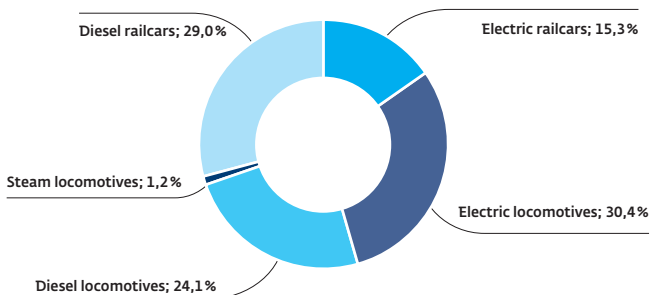
■ Rolling stock	2
■ Staff	4
■ Passenger traffic	5
■ Freight traffic	6
■ Transport performances	9
■ Accounts	12
■ Map of Trains operated by České dráhy in the Timetable 2021/2022	14
■ Contact Information	16

ROLLING STOCK

Tractive stock

(Fleet strength at the end of the year)	Quantity		
	2022	2021	2020
Tractive vehicles in total	2,443	2,527	2,489
Electric locomotives	742	763	748
<i>Of which: for DC</i>	296	341	353
<i> for AC</i>	165	170	170
<i> for more systems</i>	281	252	225
Diesel locomotives	589	649	657
<i>Of which: for narrow gauge</i>	2	2	3
Steam locomotives	29	29	29
Diesel tractive railcars	405	438	438
Diesel trainsets	279	280	273
<i>Of which: tractive railcars</i>	305	306	299
Electric trainsets	199	183	165
<i>Of which: electric tractive railcars</i>	373	342	318
<i>Of which: trainsets of 680 series (Pendolino)</i>	7	7	7

Fleet structure at the end of the year 2022



Freight transport stock

	Quantity		
(Fleet strength at the end of the year)	2022	2021	2020
Freight transport stock in total	20,585	20,600	21,611
<i>Of which:</i>			
Covered wagons	1,863	1,894	2,092
High-sided wagons	12,418	12,425	12,996
Flat wagons	5,071	5,106	5,300
Other wagons	1,233	1,175	1,223
Total loading capacity (thousand tonnes)	1,188	1,187	1,230

Passenger transport stock

	Quantity		
(Fleet strength at the end of the year)	2022	2021	2020
Passenger transport stock in total	2,586	2,683	2,748
<i>Of which:</i>			
Coaches	1,678	1,689	1,729
Coaches to diesel railcars	326	363	397
Trailers of diesel trainsets	243	262	248
Trailers of electric trainsets	259	274	276
Couchette and sleeping cars	33	45	47
Dining cars	19	19	19
Luggage vans and other cars	28	31	32
Seats and sleeping accommodation in total ^{a)}	242,547	247,679	249,692

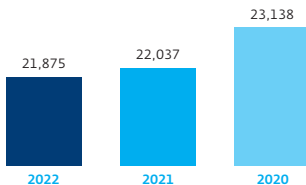
^{a)} incl. seats in tractive railcars

STAFF

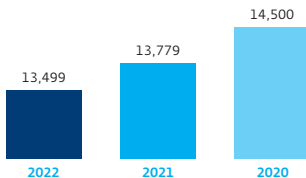
Average FTE	Number		
	2022	2021	2020
ČD Group in total	21,875	22,037	23,138
<i>Of which: České dráhy, a. s.</i>	13,525	13,999	14,511
<i>ČD Cargo Group</i>	6,518	6,488	6,834

Number of employees at the end of the year	Number		
	2022	2021	2020
ČD Group in total	21,889	21,804	22,971
<i>Of which: České dráhy, a. s.</i>	13,499	13,779	14,500
<i>ČD Cargo Group</i>	6,556	6,487	6,644

ČD Group Average FTE



Number of employees at the end of the year - České dráhy, a. s.



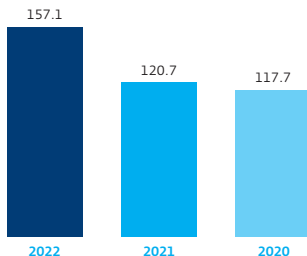
PASSENGER TRAFFIC

Number of passengers	Mil. persons		
	2022	2021	2020
Domestic traffic	150.685	118.443	115.874
International traffic	6.369	2.246	1.864
Total	157.054	120.689	117.738

Traffic performance	Mil. person-kilometres		
	2022	2021	2020
Domestic traffic	6,494.5	4,990.6	4,782.2
International traffic	1,215.9	416.8	344.5
Total	7,710.4	5,407.4	5,126.7

Average traffic distance	Km		
	2022	2021	2020
Domestic traffic	43.10	42.13	41.27
International traffic	190.91	185.56	184.87
Total	49.09	44.80	43.54

Number of passengers (mil. persons)



FREIGHT TRAFFIC

Freight traffic in total

	2022	2021	2020
Traffic volume (mil. tonnes)	52.713	51.910	48.666
incl. own weight of empty private-owners' wagons	64.197	62.937	60.158
Traffic performance (mil. tariff tonne-kilometres)	10,236.0	9,349.9	8,787.1
incl. own weight of empty private-owners' wagons	11,984.8	11,037.4	10,544.3
Average traffic distance (km)	194.2	180.1	180.6
incl. own weight of empty private-owners' wagons	186.7	175.4	175.3

Domestic freight traffic

(Inside of the Czech republic territory only)

	2022	2021	2020
Traffic volume (mil. tonnes)	22.884	20.650	19.541
incl. own weight of empty private-owners' wagons	25.763	23.058	22.196
Traffic performance (mil. tariff tonne-kilometres)	4,438.1	3,945.1	3,716.5
incl. own weight of empty private-owners' wagons	4,972.4	4,418.5	4,230.7
Average traffic distance (km)	193.9	191.0	190.2
incl. own weight of empty private-owners' wagons	193.0	191.6	190.6

International freight traffic in total

	2022	2021	2020
Traffic volume (mil. tonnes)	29.829	31.260	29.125
incl. own weight of empty private-owners' wagons	38.434	39.879	37.962
Traffic performance (mil. tariff tonne-kilometres)	5,797.9	5,404.8	5,070.6
incl. own weight of empty private-owners' wagons	7,012.4	6,618.9	6,313.6
Average traffic distance (km)	194.4	172.9	174.1
incl. own weight of empty private-owners' wagons	182.5	166.0	166.3

International freight traffic

Import	2022	2021	2020
Traffic volume (mil. tonnes)	11.921	12.184	10.815
incl. own weight of empty private-owners' wagons	15.310	15.880	14.949
Traffic performance (mil. tariff tonne-kilometres)	1,502.6	1,305.7	1,069.2
incl. own weight of empty private-owners' wagons	1,945.4	1,799.9	1,612.7
Average traffic distance (km)	126.0	107.2	98.9
incl. own weight of empty private-owners' wagons	127.1	113.3	107.9

Export	2022	2021	2020
Traffic volume (mil. tonnes)	14.196	15.596	14.747
incl. own weight of empty private-owners' wagons	18.186	19.381	18.426
Traffic performance (mil. tariff tonne-kilometres)	2,654.6	2,699.3	2,569.2
incl. own weight of empty private-owners' wagons	3,182.1	3,168.2	3,001.7
Average traffic distance (km)	187.0	173.1	174.2
incl. own weight of empty private-owners' wagons	175.0	163.5	162.9

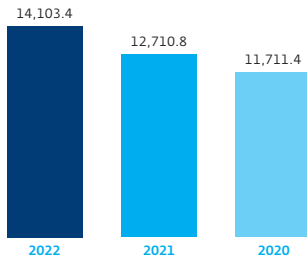
Transit	2022	2021	2020
Traffic volume (mil. tonnes)	2.929	2.627	2.610
incl. own weight of empty private-owners' wagons	4.035	3.688	3.634
Traffic performance (mil. tariff tonne-kilometres)	1,488.4	1,208.5	1,200.4
incl. own weight of empty private-owners' wagons	1,726.3	1,459.5	1,467.4
Average traffic distance (km)	508.2	460.0	459.8
incl. own weight of empty private-owners' wagons	427.8	395.8	403.8

Outside of the Czech republic territory	2022	2021	2020
Traffic volume (mil. tonnes)	0.783	0.853	0.953
incl. own weight of empty private-owners' wagons	0.903	0.930	0.953
Traffic performance (mil. tariff tonne-kilometres)	152.3	191.3	231.8
incl. own weight of empty private-owners' wagons	158.6	191.3	231.8
Average traffic distance (km)	194.6	224.1	243.4
incl. own weight of empty private-owners' wagons	175.7	205.7	243.4

Freight traffic in total by group of commodities

	Thousand tonnes		
	2022	2021	2020
Iron and machinery products	6,594.1	7,261.2	6,553.5
Construction products	7,473.9	8,098.6	7,261.8
Lignite	4,466.8	2,996.4	3,625.3
Coal and coke	6,229.3	6,843.7	5,928.4
Other construction materials and ceramic	2,242.4	2,401.4	2,126.7
Chemical products and liquid fuel	4,118.2	4,024.0	3,871.6
Timber and paper products	4,252.0	4,214.1	4,003.2
Food and agricultural products	1,545.3	1,662.6	1,890.6
Other products	518.5	486.8	481.4
Intermodal transport units	14,103.4	12,710.8	11,711.4
Automotive	1,168.7	1,210.6	1,212.4
Total	52,712.6	51,910.2	48,666.3
Own weight of empty private-owners' wagons	11,484.5	11,026.9	11,491.5
Grand total	64,197.1	62,937.1	60,157.8

Intermodal transport units (thousand tonnes)



TRANSPORT PERFORMANCES

Gross hauled tonne-kilometres of trains in total

	Mld. gross TKM		
	2022	2021	2020
Electric traction	37.511	33.790	32.138
Diesel traction	6.974	6.923	6.280
Total	44.488	40.714	38.419

Gross hauled tonne-kilometres of trains in freight transport

	Mld. gross TKM		
	2022	2021	2020
Electric traction	21.860	19.607	18.247
Diesel traction	3.208	3.227	2.492
Total	25.068	22.834	20.739

Gross hauled tonne-kilometres of trains in passenger transport

	Mld. gross TKM		
	2022	2021	2020
Electric traction	15.651	14.183	13.891
Diesel traction	3.766	3.696	3.788
Total	19.420	17.880	17.680

Note:

Transport performances of steam traction are included in total figures.

In 2022 performances for branches in Germany are not included for trains in freight transport (relevant data are not available).

Train movements of trains in total

	Million train-kilometres		
	2022	2021	2020
Electric traction	84.753	79.839	77.432
Diesel traction	55.075	56.073	56.221
Total	139.841	135.919	133.658

Train movements in freight transport

	Million train-kilometres		
	2022	2021	2020
Electric traction	20.624	19.095	16.737
Diesel traction	3.261	3.356	3.046
Total	23.885	22.451	19.783

Train movements in passenger transport

	Million train-kilometres		
	2022	2021	2020
Electric traction	64.129	60.744	60.695
Diesel traction	51.814	52.717	53.175
Total	115.956	113.468	113.875

Note:

Transport performances of steam traction are included in total figures.

Train movements in public passenger transport in categories

	Mil. train-kilometres			Index	
	2022	2021	2020	22/21	22/20
SC, railjet, EC, IC, EN, Ex, nightjet	16.720	13.785	13.233	1.21	1.26
Fast trains	19.200	19.364	21.260	0.99	0.90
Semi-fast trains	9.038	8.421	7.626	1.07	1.19
Regional trains	68.144	69.371	69.421	0.98	0.98
Total	113.102	110.941	111.540	1.02	1.01

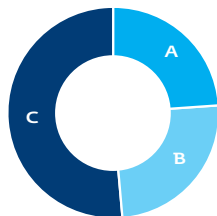
Seat place-kilometres of public passenger trains in categories

	Mld. seat place-kilometres			Index	
	2022	2021	2020	22/21	22/20
SC, railjet, EC, IC, EN, Ex, nightjet	6.3	4.9	4.6	1.29	1.37
Fast trains	6.5	6.3	6.4	1.03	1.02
Semi-fast trains	1.6	1.5	1.4	1.07	1.14
Regional trains	11.8	12.0	12.2	0.98	0.97
Total	26.2	24.7	24.6	1.06	1.07

Seat place-kilometres in train categories in 2022

(Mld. seat place-kilometres)

A SC, railjet, EC, IC, EN, Ex, nightjet	6.3	24.1 %
B Fast trains	6.5	24.7 %
C Semi-fast, Regional trains	13.4	51.2 %
Total	26.2	100.0 %



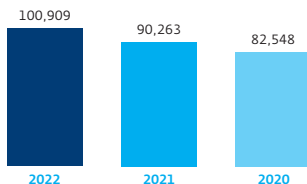
ACCOUNTS

Consolidated Statement of Financial Position (IFRS)

as of 31 December	CZK million			Index 22/21
	2022	2021 ^{a)}	2020	
Total assets	120,408	103,524	95,719	1.16
Total non-current assets	100,909	90,263	82,548	1.12
Of which: Property, plant and equipment	91,236	81,029	74,775	1.13
Investment property	938	475	621	1.97
Total current assets	19,499	13,261	13,171	1.47
Of which: Inventories	2,824	2,231	2,221	1.27
Trade receivables	4,243	4,004	3,167	1.06
Total liabilities and equity	120,408	103,524	95,719	1.16
Total equity	35,123	36,541	37,325	0.96
Of which: Share capital	20,000	20,000	20,000	1.00
Other capital reserves	17,885	19,143	17,454	0.93
Total non-current liabilities	56,911	47,183	45,216	1.21
Of which: Loans, borrowings and lease liabilities	53,344	44,635	42,850	1.20
Other financial liabilities	1,116	213	192	5.24
Total current liabilities	28,374	19,800	13,178	1.43
Of which: Trade payables	6,765	9,498	4,761	0.71
Loans, borrowings and lease liabilities	15,061	3,664	2,698	4.11

^{a)} Data for the year 2021 were reworked based on detected errors - correction of recognised deferred tax asset and liability, correction of the provision for onerous contracts and correction of classification of expenses from spare parts.

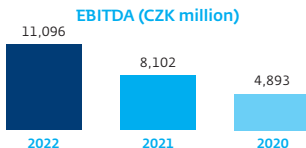
Total non-current assets (CZK million)



Consolidated Statement of Profit and Loss (IFRS)

Year ended 31 December	CZK million			Index 22/21
	2022	2021 ^{*)}	2020	
CONTINUING OPERATIONS				
Revenue	44,222	38,534	35,915	1.15
Other operating income	2,027	1,822	1,279	1.11
Cost of services, raw materials and energy	(17,949)	(15,474)	(15,458)	1.16
Employee benefit costs	(16,156)	(14,933)	(14,902)	1.08
Depreciation, amortisation and impairment	(9,194)	(9,487)	(7,748)	0.97
Other operating costs	(1,048)	(1,847)	(1,941)	0.57
Profit/(Loss) from operating activities	1,902	(1,385)	(2,855)	n/a
Finance costs	(2,192)	(1,349)	(2,044)	1.62
Finance income	670	705	586	0.95
Share of the profit of associates and joint ventures	16	17	7	0.94
Profit/(Loss) before tax	396	(2,012)	(4,306)	n/a
Income tax	(535)	208	(15)	n/a
Profit/(Loss) for the period from continuing operations	(139)	(1,804)	(4,321)	0.08
DISCONTINUED OPERATIONS				
Profit/(Loss) from discontinued operations	0	202	186	n/a
Profit/(Loss) for the period	(139)	(1,602)	(4,135)	0.09

^{*)}Data for the year 2021 were reworked based on detected errors - correction of recognised deferred tax asset and liability, correction of the provision for onerous contracts and correction of classification of expenses from spare parts.





Map of Trains operated by České dráhy in the Timetable 2021/2022

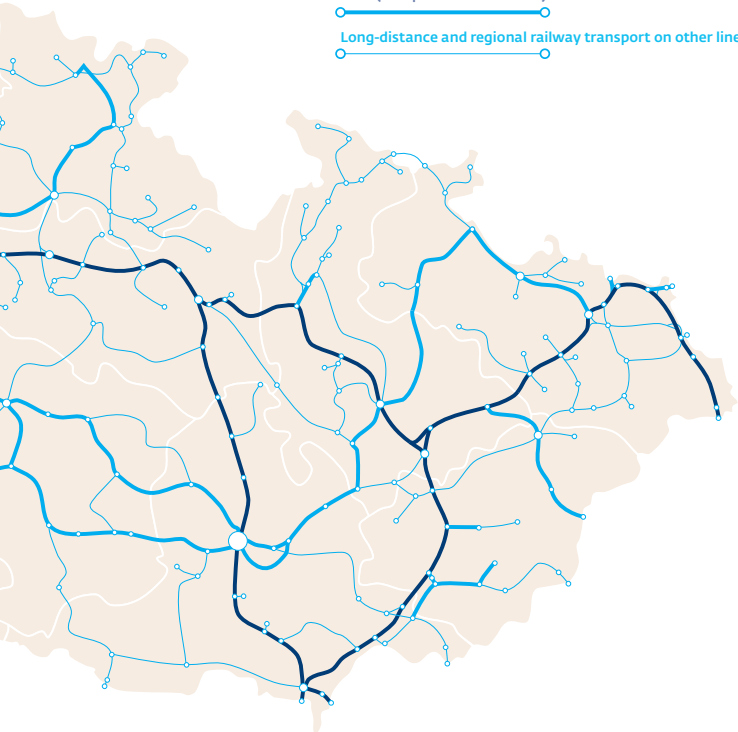
Long-distance and regional connections on transit corridors



Long-distance and regional connections on other main lines (except transit corridors)



Long-distance and regional railway transport on other lines



CONTACT INFORMATION

Name of the company:	České dráhy, a. s.
Registered office:	Praha 1, nábřeží L. Svobody 1222, PSČ 110 15
CORPORATE ID:	70994226
TAX ID:	CZ70994226
Registry court:	Praha
File ID:	oddíl B, vložka 8039
Telephone:	972 111 111
Fax:	972 232 498
E-mail:	info@cd.cz info@cdcargo.cz
HTTP:	www.ceskedrahy.cz www.cd.cz www.cdcargo.cz

